


Call to Action!!



September 11th – Patriot Day

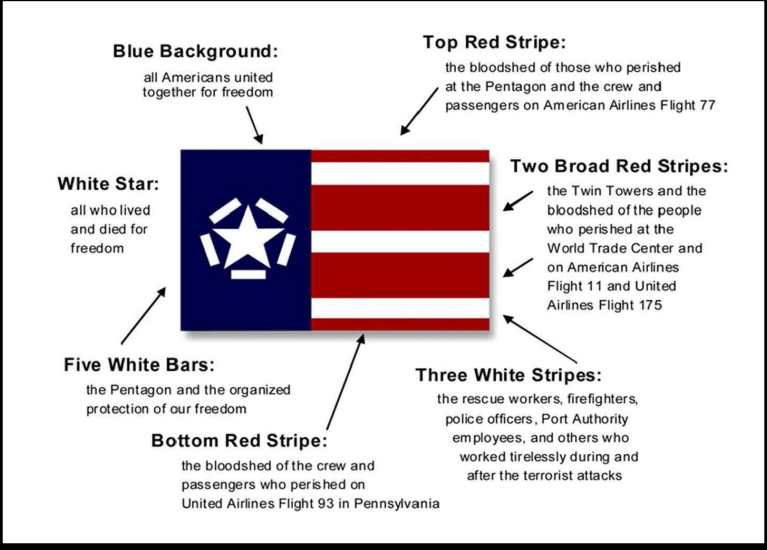
NATIONAL FREEDOM FLAG RAISING

On 9/11, Keep our Promise to Never Forget By:

1. Reciting the Meaning of the Freedom Flag → →
2. Holding a Moment of Silence
3. Flying the Freedom Flag on 9/11 thru end of Sept.

- Educating 50 Million K-12 Students Born Post-9/11
- Remembering thousands lost to 9/11-Related Illness

Meaning of the Freedom Flag: Official Flag of Remembrance for 9/11



DISPLAY: BLUE FIELD ON LEFT, TIP OF STAR POINTS UP, SEE REVERSE FOR COMPLETE PROTOCOL

Schools (K-12) in all 50 States



Fire/Rescue Stations in all 50 States



Conduct a District-wide Event on 9/11



JOIN THE MOVEMENT / ORDER TODAY!



To order a Freedom Flag, Download Flag Protocol, and more, use **QR Code** or visit www.freedomflagfoundation.org



Raise Freedom Flags in All 50 States on 9/11!

- ✉ office@freedomflagfoundation.org
- 📘 facebook.com/theFreedomFlag
- 📷 @freedomflagfoundation
- 📺 @theFreedomFlag




PROTOCOL FOR DISPLAYING THE FREEDOM FLAG in REMEMBRANCE OF 9/11

The Freedom Flag may be displayed with other flags as long as its display abides by the applicable protocols of those other flags. If flown with the US Flag, the US Flag shall be in a position of prominence over the Freedom Flag and shall be flown in accordance with United States Code Title 36 Chapter 10.

Freedom Flag Protocol:

1. The Freedom Flag should be raised each September 11th (Patriot Day) and flown through the end of September. If desired, the Freedom Flag may be flown for shorter or longer periods, including year-round. The Freedom Flag may be displayed outdoors or indoors.
2. When raised in remembrance of Sept. 11, 2001, the 10 elements of the Freedom Flag should be read after the Freedom Flag has been raised, and a moment of silence shall follow.
3. The top of the white star should point up when flown horizontally or right when displayed vertically (i.e., on a wall). When displayed horizontally or vertically on a wall, the blue field should be to the left or at the top, respectively. See illustrations.
4. The Freedom Flag should not overshadow the US Flag or any other flag of national or state significance in any way. When displayed with other flags of significance, the size of the Freedom Flag should be smaller than the other flags or relatively equal to the size of the smallest flag.
5. As with the US Flag, the Freedom Flag should be flown between sunrise and sundown on buildings and on stationary flagstaffs in the open. The flag may be displayed 24 hours/day if properly illuminated after dark.
6. If flown on the same halyard as the US Flag, the US Flag should be lowered so that the Freedom Flag may be attached below it. Then both flags should be raised together.
7. On September 11th, the US Flag and Freedom Flag should be flown at half-staff from sunrise to sundown in accordance with the observation of Patriot Day.
8. The Freedom Flag should not be flown in inclement weather unless it is waterproof.
9. If the Freedom Flag is flown in a group with US Flag, state, local, and/or society flags, the US Flag should be highest and in the center; the Freedom Flag should be to one side, depending on its relative significance with the other flag(s) being flown.
10. When flown with more prominent flags on adjacent staffs, the Freedom Flag should be hoisted *after* and lowered *before* those flags.
11. The Freedom Flag should not be displayed on the same halyard as another nation's flag.
12. If flown on the same halyard with a state or US Flag, the Freedom Flag should be **below the state or US Flag**.
13. In flag processions, the Freedom Flag should be situated in a position relative to its significance with respect to the other flags.
14. The Freedom Flag should be retired in the same manner as the US Flag.



Horizontal: Star Points Up



Vertical:
Star Points
Right

This protocol for displaying the Freedom Flag has been prepared to provide uniform institutional guidance to schools, fire stations, and government buildings, along with the general public on when and how to fly the Freedom Flag. In preparing this protocol, the Freedom Flag Foundation seeks to respect fully the existing protocols for flying the US Flag, all state flags, and other official flags. The Freedom Flag Foundation oversees distribution of Freedom Flags and welcomes any questions or suggestions related to this protocol at office@freedomflagfoundation.org.

The Freedom Flag has been flown in all 50 states – including at nearly 2,000 schools – as a symbol of remembrance for 9/11. It stands as our nation's only codified flag of remembrance for September 11, 2001 (Virginia / VAC §1-510, Oklahoma / O.S. Title 25 §93.3). The Freedom Flag's symbolism invokes a solemn remembrance of the events of that day and of the 2,977 lives which were lost. On 9/11 we were reminded that *freedom is not free*. Appropriate display of the Freedom Flag helps ensure that we uphold the promise we made as Americans to NEVER FORGET those who lost their lives, and those who responded heroically on that fateful day. The Freedom Flag should be displayed with honor, reverence, and respect. For new or replacement Freedom Flags, please visit www.freedomflagfoundation.org.

THE FREEDOM FLAG FOUNDATION